

Models 5111-30 • 5111-31 • 5111-32 • 5111-33

Effective: October, 2010

DATA SHEET 1000-30

## LevelBAR HP

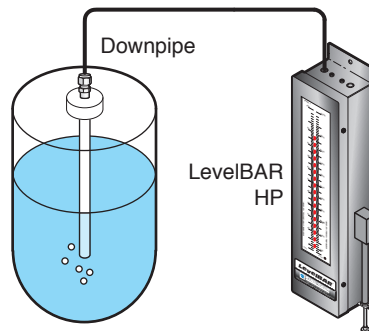
- Self-Contained Hand Pump System
- On Demand Monitoring of Tank Level
- Individually Calibrated Indicator Scale

The **KING-GAGE LevelBAR HP** bright multi-segment LED column provides graphic indication of level for tank gauging applications. This self contained unit is operated by means of an integral hand pump to pressurize the system. It will provide on-demand monitoring of tank level by measuring hydrostatic pressure created by liquid depth. The LevelBAR HP is applicable to fuel oil, waste water and other above or below ground storage or holding tanks.

All LevelBAR indicators include a custom graduated tank level scale in units of total volume, weight or depth of the liquid contents. A backlighting feature makes the scale readable in the absence of ambient illumination while the red LED column is viewable even in bright daylight. LevelBAR HP indicator can be used as a direct replacement for mercury tank gauges or other fluid-filled manometers.

This unit is well adapted for isolated tank level gauging applications where continuous readings are not required. Rugged stainless steel housing resists corrosion while affording suitable protection for the internal electronics and intended to meet splash proof requirements. The use of waterproof conduit hubs or fittings may be required during installation. Not rated for continuous explosion hazard areas. (Requires 100–240 Vdc 50/60 Hz power.)

Simple proven principle employs a hand pump to supply air which fills the downpipe inserted into the tank liquid. The resulting pressure created (within the pipe) and sensed by the indicator is directly proportional to liquid depth.

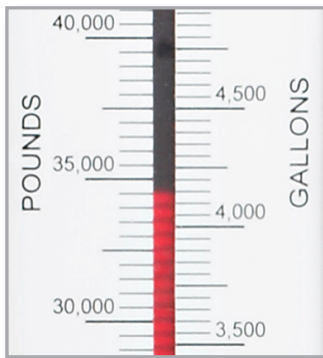


LevelBAR Hand Pump System



### LevelBAR HP Custom Scale

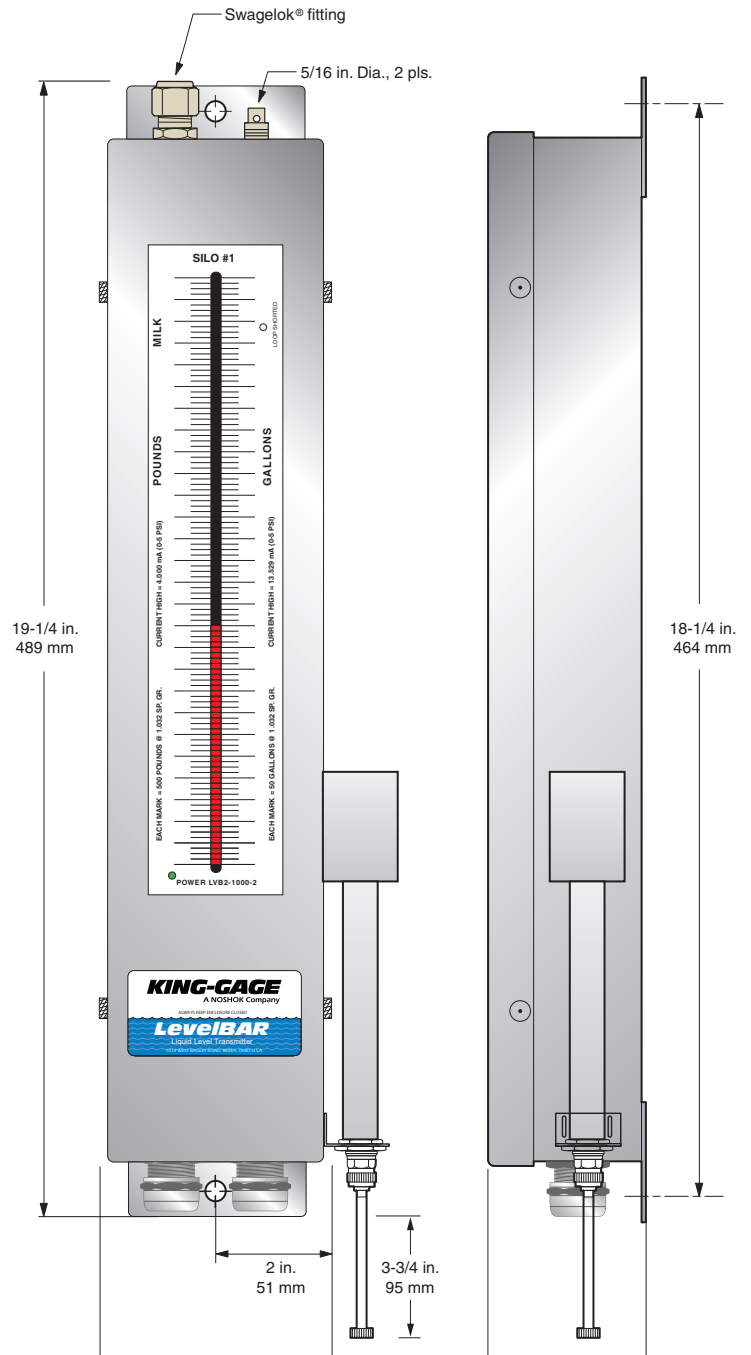
Scales are calculated for the individual tank geometry and product specific gravity permitting the LevelBAR HP system to be used for almost any kind and shape of tank, including horizontal cylindrical storage tanks. Each is custom marked in any specified unit of measurement (gallons, pounds, liters, short tons, etc.). An optional 2-unit scale can be specified to combine any two different measurements such as weight and volume, or volume and depth.



### Model No. Designations

5111-3

- 0 = pneumatic D/P input (0–5 psid pressure range)
- 1 = pneumatic D/P input (0–10 psid pressure range)
- 2 = pneumatic D/P input (0–15 psid pressure range)
- 3 = pneumatic D/P input (0–30 psid pressure range)



### Specifications

**Display Accuracy/Resolution**  
1%

**Display Type**  
100-segment LED (light emitting diode)

**Display Length**  
10"/254 mm

**Input Power**  
100–240 Vac, 50/60 Hz

**Temperature Range (Environmental)**  
30° F to 120° F (-1° C to 49° C) operating range

**Pressure Ranges**  
0–5, –10, –15, –30 psid fixed range transmitter element (accepts clean, dry air/gas pressure input). Maximum pressure rating is 300% FS.

Minimum pressure range for proper operation is 50% of nominal. The lowest acceptable input pressure range is 0–2.5 psid using the 0–5 psid transducer element.

**Pressure Accuracy**  
0.5% FS

**Physical Data**  
304 stainless steel housing and cover with gasket seal, transparent polycarbonate display window. Intended to meet splash proof requirements. The use of waterproof conduit hubs or fittings may be required during installation. Not rated for continuous explosion hazard areas.